

SCS DAV PUBLIC SCHOOL
HAVELI KHARAGPUR



SUMMER VACATION HOMEWORK

♡ Session 2026 - 2027 ♡

Name : _____
Class : _____
Section : _____
Roll No. : _____
School : _____

Summer is the time to relax,
refresh and recharge your mind
with new ideas and positivity.

READ
LEARN
CREATE
HAVE FUN

NOTE: Homework is a part of learning.
Complete and submit it on time.

Holiday Homework Guidelines

① Do all work neatly.



② Revise all work daily.




③ Colour the picture by using crayons and pencil colours.



④ Complete the work with parents' help.



⑤ Submission of Homework is compulsory for all students and on time.



⑥ Bind and staple all pages and submitted in a file.



Children will take care of themselves at home and behave well.



E.V.S

ALL ABOUT ME

My name is : _____

I am _____ years old.

Colour your gender picture.

I am a



Girl



Boy


My blood group :

My birthday is :



My best friend is : _____

Colour of my eyes :



When I grow up I want to become _____

Draw a picture.



My favourite



Food : _____



Colour : _____



Animal : _____



Hobbies : _____



Subject : _____





Choose the correct answer.

1. We use our nose to _____ . (smell/see)
2. We use our eyes to _____ . (breath/see)
3. We use our hands to _____ . (write/eat)
4. We use our mouth to _____ . (hear/eat)
5. We use our ears to _____ . (hear/smell)

Match the name of the body parts with the correct actions :

- | | |
|-----------|--------------------|
| a) Tongue | Writing |
| b) Foot | Taste of food |
| c) Elbow | Smelling rose |
| d) Thumb | Watching TV |
| e) Hand | Listening to songs |
| f) Eyes | Clapping |
| g) Nose | Badminton play |
| h) Ear | Dance |

Solve the Puzzle.

FOOD



CHICKEN



CAKE



BREAD




BUTTER




CHEESE



APPLE




EGGS



FISH

P	A	S	T	A	C	X	A	H	O	B	F
I	B	U	T	T	E	R	J	K	R	L	I
Z	P	V	E	Q	W	C	F	R	A	U	S
Z	H	I	A	P	P	L	E	I	N	B	H
A	J	K	L	M	K	J	D	C	G	E	R
W	M	J	Y	I	W	C	H	E	E	S	E
N	L	U	Z	L	Y	O	Z	Y	H	I	G
C	H	I	C	K	E	N	X	W	K	J	G
A	J	C	I	O	O	Z	T	O	B	K	S
K	K	E	Z	P	W	B	R	E	A	D	G
E	A	H	L	Y	V	M	X	K	H	G	T
M	X	W	T	B	A	N	A	N	A	X	O



ORANGE



JUICE



MILK



PIZZA



PASTA



TEA




RICE




BANANA

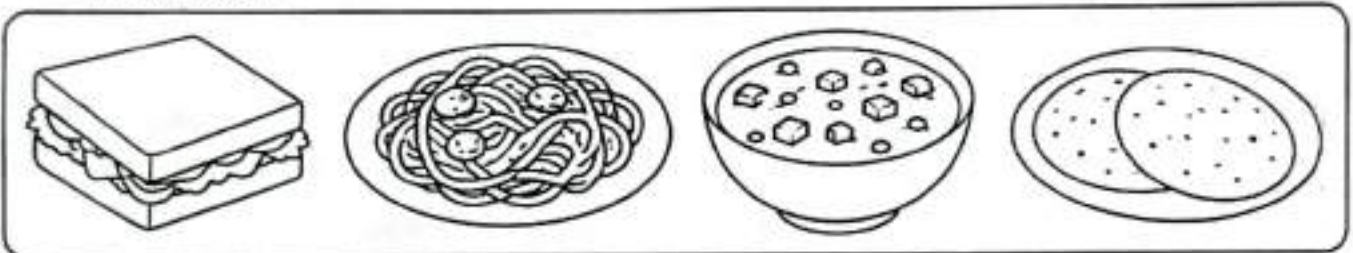
1. Colour only one thing which you take -
- in breakfast.



- for lunch.




- for dinner.




2. Write true or false against each statement.

- a. We should eat clean food. _____
- b. Eating fruits and vegetables is good for our health. _____
- c. We should drink sugary drinks every day. _____
- d. Exercise helps us stay healthy. _____
- e. We should wash our hands before eating. _____



3. Circle the healthy food and cross (X) the unhealthy food.





हिंदी अभ्यास



रिक्त स्थान भरें:

१. _____ उड़ती है।
(चिड़िया , हिरण)
२. _____ आसमान है।
(नीला , हरा)
३. _____ राधा जा।
(अचार , बाज़ार)
४. _____ रमण पढ़ा।
(तकिया , किताब)
५. _____ से सम्मान ला।
(दुकान , चुनरी)

पहचानों और मिलाओं



किसान

गिलास

चिड़िया

खटिया

सितार

किताब

हिरण

पहिया

गुड़िया

बारिश



1. चित्रों को पहचानकर शब्द पूरे कीजिए-



___ता



ता___



___म___



ज___ज

2. 'आ' की मात्रा (।) लगाकर शब्द पूरे कीजिए-

प ल क

अ ठ

ब द म

बरस त

अ क श

अखब र

ब द ल

अ सम न

3. सुमेलित कीजिए-



राजा
तबला
कार
आम
माला
दरवाजा



4. चित्रों की सहायता से वाक्य पूरे कीजिए-

(क) चाचा  _____ बजा, गाना गा।

(ख) रमा  _____ का हलवा बना।

(ग) आकाश पर  _____ छाया।

(घ)  _____ जाकर पाठ पढ़।

हिन्दी वर्ग पहेली

ज	र	वि	बा	व	अ	ज	ध	क	अ
प	म	मा	रि	ज	ह	ज	नि	चि	अ
स	अ	न	श	र	व	ल	या	ड़ि	न
ह	म	न	गि	ज	ह	स	व	या	र
ल	ना	व	ला	प	ह	सि	ता	र	व
ज	रि	त	स	व	ल	व	ल	प	त
स	य	ज	त	क	न	र	वि	वा	र
क	ल	त	ज	कि	सा	न	व	क	व
स	ह	कि	त	म	व	न	ल	अ	न
ज	अ	या	व	म	क	अ	म	ह	ह

शब्दों की सूची:

1. विमान
4. गिलास
7. बारिश

2. किसान
5. तकिया
8. धनिया

3. सितार
6. चिड़िया
9. नारियल

छोटी 'इ' की मात्रा वाले शब्दों का अभ्यास करें


2 अक्षर वाले शब्द

दिन	सिर
मिल	शिव
तिल	बिन
दिल	हित
पिन	छवि
शिव	बिला
कवि	पिता
रवि	मिल
निधि	दिल
चित्र	मित्र

3 अक्षर वाले शब्द

निकट	नियम	मिनट
किधर	जिधर	विषम
शिखर	तिमिर	विकसित
विपिन	शिशिर	विनय
मिलन	निलय	अनिल
किरण	विजय	अविनय
लिपिक	समिति	प्रगति
अधिकार	परिणय	अमित
प्रकृति	चित्रण	विकल
द्विरण	हरित	करिश्मा

बिंदुओं को मिलाकर चित्र को पूरा करें
और रंग भरिए।



ख •

क •

थ •

त •

ग •

प •

घ •

ठ •

ड •

ड •

च •

ढ •

छ •

ण •

ज •

झ •

ञ •

Mathematics

Single-Digit Addition and Subtraction

$1 \quad 8 + 4 = \square$

$2 \quad 2 - 0 = \square$

$3 \quad 5 + 5 = \square$

$4 \quad 8 + 3 = \square$

$5 \quad 7 + 4 = \square$

$6 \quad 8 - 8 = \square$

$7 \quad 1 + 9 = \square$

$8 \quad 6 + 7 = \square$

$9 \quad 8 - 3 = \square$

$10 \quad 4 + 2 = \square$

$11 \quad 5 + 9 = \square$

$12 \quad 3 + 8 = \square$

$13 \quad 6 - 4 = \square$

$14 \quad 3 + 7 = \square$

$15 \quad 9 + 9 = \square$

$16 \quad 7 - 5 = \square$



NUMBER NAMES



Directions: Read the number. Learn its name.

Trace the number name and write it once in the given space.



1



one

2




two

3



three

4




four

5



five

6



six

7



seven

8



eight

9



nine

10



ten

11




eleven

12



twelve

13



thirteen

14



fourteen

15



fifteen

16



sixteen

17




seventeen

18



eighteen

19



nineteen

20



twenty



Great Work!



i Write the Numbers that comes just after

42 43 , 36 , 22 , 82

69 , 45 , 20 , 59

93 , 74 , 53 , 3

ii Write the Numbers that comes just before

..... 82 , 98 , 100 , 1

..... 16 , 29 , 75 , 50

..... 41 , 66 , 59 , 49

iii Write the Numbers that comes between the given numbers


41 43 , 79 81 , 98 100 , 89 91

38 40 , 65 67 , 33 35 , 10 12

22 24 , 56 58 , 8 10 , 0 2

A Colourful Ice Cream


Read the colour words and colour each ice cream scoop with the correct number.




1. green
2. pink
3. blue
4. orange
5. black
6. yellow
7. brown
8. red
9. purple
10. white


English

1. Rearrange the letters to form the correct word.

1)  u n s
_ _ _


2)  a b t
_ _ _

3)  t a c
_ _ _

4)  p t o
_ _ _


5)  p u c
_ _ _

6)  n p e
_ _ _


7)  x b o
_ _ _


8)  r a e
_ _ _

2. Fill in the boxes with the letters a, e, i, o or u to complete the word puzzles.


1) 

	p	
c		t
	t	





2) 

	h	
p		n
	n	





3)

	b	
s		n
	n	





4)

	c	
b		t
	t	





5)

	r	
b		d
	d	



6)

	j	
t		p
	m	



Write the missing letters in these words.



h _ _ l

ee



p _ _ p



sl _ _ p



m _ _ t



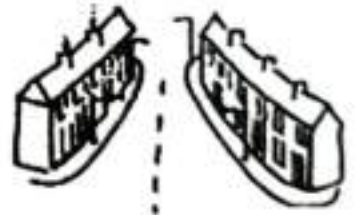
s _ _



b _ _



tr _ _



str _ _ t



f _ _ t



sw _ _ t

1. Read carefully the following sentences and mark (✓) for correct and (X) for wrong.

a) Neha is in the park.	<input type="checkbox"/>
b) The boy is on the tree.	<input type="checkbox"/>
c) The pig is on the stool.	<input type="checkbox"/>
d) The goat is on the bicycle.	<input type="checkbox"/>
e) Neha is happy to see the zoo.	<input type="checkbox"/>
f) The bear is in the cage.	<input type="checkbox"/>

2. Answer the following questions.

a) Where is Mala?

Ans: _____

b) Where is the cake?

Ans: _____

c) Who eats the cake?

Ans: _____



3. Look at the picture. Choose any four animals, write their names and colour them.



1. _____

2. _____

3. _____

4. _____



VOCABULARY WORDS




Directions: Read the words. Decorate the letters beautifully and colour the pictures. Trace the words and write each word once in the given space.

ANIMALS



lion



elephant



giraffe



zebra



monkey



bear



tiger



rabbit



deer



horse

FLOWERS



rose




sunflower



lotus



hibiscus



lily



daisy

THINGS / OBJECTS



backpack




bus



bicycle



airplane



house



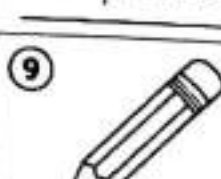
chair



table



book



pencil



umbrella



Keep Learning! You're Doing Great! 😊



COLOUR THE PICTURE

& ENJOY YOUR SUMMER!



COLOUR & HAVE FUN


♥ THIS SUMMER! ♥



PROJECT WORK

English -

- (a) Make face masks of different animals.



- (b) Paste pictures of 'ee' sound words in Scrapbook.



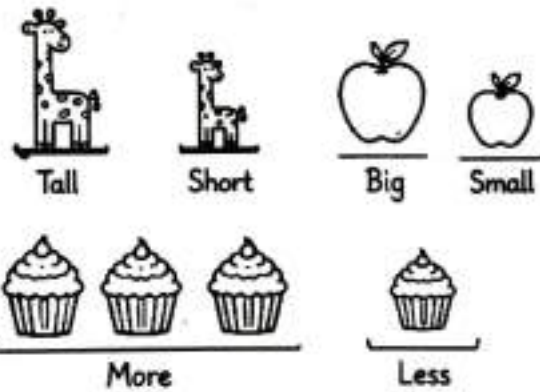
Hindi -

शरीर से अंगों के चित्र बनाकर
स्क्रीपबुक में चिपकाएँ।



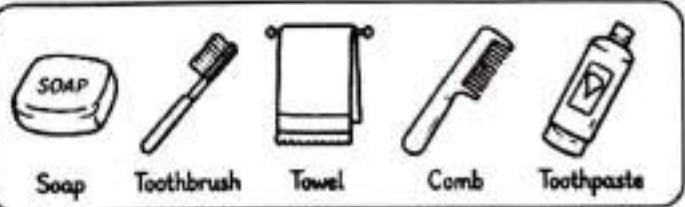
Maths -

Draw the or past big-small,
tall-short, more-less object
in scrapbook.



EVS -

- (a) Draw and paste any 5 things
that keep us clean in scrapbook.



- (b) Draw and paste different type of
food that we should eat and avoid
in scrapbook.

