


SCS DAV PUBLIC SCHOOL
HAVELI KHARAGPUR





SUMMER VACATION HOMEWORK

♡ Session 2026 - 2027 ♡

Name : _____
Class : _____
Section : _____
Roll No. : _____
School : _____


Summer is the time to relax,
refresh and recharge your mind
with new ideas and positivity.




NOTE: Homework is a part of learning.
Complete and submit it on time.

Holiday Homework Guidelines

1 Do all work neatly.




2 Revise all work daily.




3 Colour the picture by using crayons and pencil colours.




4 Complete the work with parents' help.



5 Submission of Homework is compulsory for all students and on time.




6 Bind and staple all pages and submitted in a file.



Children will take care of themselves at home and behave well.






1. About Me

My name is _____.

My birthday is in _____.

I am _____ years old.

I am a _____. (boy/girl)



I am studying in _____ school.

I am studying in _____ grade/class.

My favourite fruit is _____.

My favourite vegetable is _____.


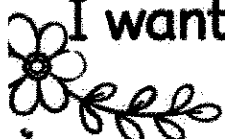
My favourite colour is _____.

My best friend's name is _____.

My favourite subject is _____.

My hobbies are _____.

I want to become a _____.



2. COMPOUND WORDS

A **compound word** is a word made up of two words that have been put together. A few examples of compound words include: firefly, moonlight, and airport.

Directions: Pick a word from the word box, and add it to a word below to make a compound word.

ball	hero	bow	child	way
paper	melon	flower	noon	tail

1. water + _____ = _____

2. high + _____ = _____

3. sun + _____ = _____

4. grand + _____ = _____

5. news + _____ = _____

6. super + _____ = _____

7. eye + _____ = _____

8. after + _____ = _____

9. pony + _____ = _____

10. rain + _____ = _____

3. Opposite Words

Read and match the opposite words.

day

in

boy

short

inside

soft

happy

dry

adult

fast

tall

hard

wet

night

slow

child











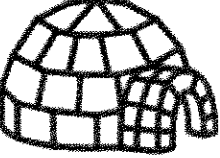
out

outside

girl

sad

4. Write the correct number in the box. Write a or an in the blanks.

<input type="checkbox"/>		<input type="checkbox"/>	
<input type="checkbox"/>		<input type="checkbox"/>	
<input type="checkbox"/>		<input type="checkbox"/>	
<input type="checkbox"/>		<input type="checkbox"/>	
<input type="checkbox"/>		<input type="checkbox"/>	
		<input type="checkbox"/>	

1. _____ igloo
2. _____ train
3. _____ kitten
4. _____ e-mail
5. _____ ambulance
6. _____ owl
7. _____ soccer ball
8. _____ fan
9. _____ mouse
10. _____ hotel

5. Colour and choose the correct answer:

1.




She _____ a teacher. (am, is, are)

She _____ got a bag. (has, have)

_____ bag is blue. (her, my, his)

2.




I _____ a student. (am, is, are)

I _____ got a pencil. (has, have)

_____ pencil is yellow. (my, your, his)

3.




They _____ friends. (am, is, are)

They _____ got toys. (has, have)

_____ toys are new. (their, our, your)

4.




We _____ in class. (am, is, are)

We _____ got books. (has, have)

_____ books are big. (our, my, his)

5.



He _____ a doctor. (am, is, are)

He _____ got a car. (has, have)

_____ car is black. (his, her, your)

Maths

1. Write the number that comes BEFORE.

- a)

	6
--	---

 b)

	11
--	----

 c)

	15
--	----

 d)

	9
--	---

 e)

	18
--	----

2. Write the number that comes AFTER.

- a)

4	
---	--

 b)

10	
----	--

 c)

14	
----	--

 d)

17	
----	--

 e)

19	
----	--

3. Write the number that comes BETWEEN.

- a)

7		9
---	--	---

 b)

13		15
----	--	----

 c)

4		6
---	--	---

 d)

16		18
----	--	----

 e)

8		10
---	--	----



4. Fill in the blanks.


- a)

1	2		4		6		8		10
---	---	--	---	--	---	--	---	--	----
- b)

11		13		15		17		19	
----	--	----	--	----	--	----	--	----	--

5. Write the number names.


- a) 7 - _____ b) 12 - _____
c) 16 - _____ d) 20 - _____



Do your best and enjoy your holidays!



6. Write the numbers in **ASCENDING ORDER** (smallest to greatest).



1.	23, 11, 45, 17, 32	→	<input type="text"/>	<input type="text"/>	<input type="text"/>	<input type="text"/>	<input type="text"/>
2.	61, 28, 39, 16, 50	→	<input type="text"/>	<input type="text"/>	<input type="text"/>	<input type="text"/>	<input type="text"/>
3.	14, 3, 27, 9, 18	→	<input type="text"/>	<input type="text"/>	<input type="text"/>	<input type="text"/>	<input type="text"/>
4.	55, 42, 31, 19, 8	→	<input type="text"/>	<input type="text"/>	<input type="text"/>	<input type="text"/>	<input type="text"/>
5.	26, 15, 34, 7, 21	→	<input type="text"/>	<input type="text"/>	<input type="text"/>	<input type="text"/>	<input type="text"/>

7. Write the numbers in **DESCENDING ORDER** (greatest to smallest).



1.	36, 72, 18, 55, 29	→	<input type="text"/>	<input type="text"/>	<input type="text"/>	<input type="text"/>	<input type="text"/>
2.	91, 64, 83, 47, 20	→	<input type="text"/>	<input type="text"/>	<input type="text"/>	<input type="text"/>	<input type="text"/>
3.	67, 39, 58, 14, 25	→	<input type="text"/>	<input type="text"/>	<input type="text"/>	<input type="text"/>	<input type="text"/>
4.	48, 75, 63, 36, 12	→	<input type="text"/>	<input type="text"/>	<input type="text"/>	<input type="text"/>	<input type="text"/>
5.	81, 52, 67, 23, 9	→	<input type="text"/>	<input type="text"/>	<input type="text"/>	<input type="text"/>	<input type="text"/>



Great work! Keep it up! 😊



1. Write the number names for the given numbers.

Number	Number Name
1	_____
2	_____
3	_____
4	_____
5	_____
6	_____
7	_____
8	_____
9	_____
10	_____

Number	Number Name
11	_____
12	_____
13	_____
14	_____
15	_____
16	_____
17	_____
18	_____
19	_____
20	_____

2. Write the number names for the given numbers.

5 → _____	6 → _____	7 → _____
8 → _____	9 → _____	10 → _____
12 → _____	13 → _____	14 → _____
15 → _____	18 → _____	20 → _____


3. Write the number names in order (1 to 20).

1													10
11													20



Do your best and enjoy your holiday!





TABLES 2 TO 4




TABLE OF 2

$2 \times 1 = \square$

$2 \times 2 = \square$

$2 \times 3 = \square$

$2 \times 4 = \square$

$2 \times 5 = \square$

$2 \times 6 = \square$

$2 \times 7 = \square$

$2 \times 8 = \square$

$2 \times 9 = \square$

$2 \times 10 = \square$



TABLE OF 3

$3 \times 1 = \square$

$3 \times 2 = \square$

$3 \times 3 = \square$

$3 \times 4 = \square$

$3 \times 5 = \square$

$3 \times 6 = \square$

$3 \times 7 = \square$

$3 \times 8 = \square$

$3 \times 9 = \square$

$3 \times 10 = \square$




TABLE OF 4

$4 \times 1 = \square$

$4 \times 2 = \square$

$4 \times 3 = \square$

$4 \times 4 = \square$

$4 \times 5 = \square$

$4 \times 6 = \square$

$4 \times 7 = \square$

$4 \times 8 = \square$

$4 \times 9 = \square$

$4 \times 10 = \square$



हिंदी

नीचे दिए गए वर्णों को सही क्रम में लिखकर शब्द बनाइए।

1. र क त ब = _____

2. ल्ला छ = _____

3. मो स सा = _____

4. ग ज का = _____

5. डा धो = _____

6. री क ब = _____

7. शू त्रि ल = _____

8. ध ती र = _____

नीचे दिए गए शब्दों को एक से अनेक करो।


साड़ी	-	लड़का	-
किताब	-	आदमी	-
बिल्ली	-	बोतल	-
संतरा	-	नीकर	-
आम	-	नियम	-
राजा	-	नाखून	-
रानी	-	औरत	-
सब्जी	-	पेंसिल	-
लड्डू	-	रास्ता	-
रोटी	-	शादी	-
चूड़ी	-	खिलौना	-


दिए गए शब्दों के विलोम शब्द लिखें।

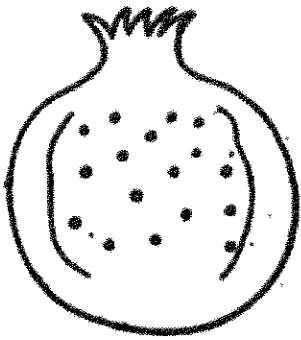
- बड़ा =
- दिन =
- गरम =
- ऊपर =
- खुला =
- हँसना =
- गीला =
- तेज़ =
- साफ़ =
- नया =
- अंधेरा =
- आना =
- सही =
- मीठा =
- काला =

- पास =
- अच्छा =
- भीतर =
- जीत =
- मोटा =
- जंगली =
- पूर्ण =
- निंदा =
- पक्ष =
- जटिल =
- विरोध =
- अग्नि =
- आरंभ =
- जीत =
- मोटा =

चित्र देखकर पहला अक्षर लिखें और रंग भरें











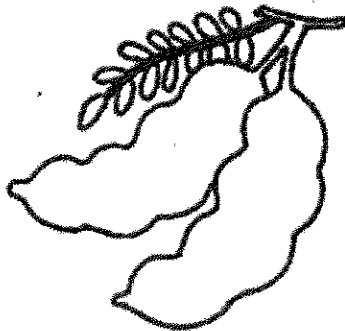












ग्रीष्मावकाश के बारे में आवेदन

सेवा में,

(कक्षा अध्यापिका)

विद्यालय : _____

दिनांक : _____



विषय : ग्रीष्मावकाश के बारे में

महोदया,

सविनय निवेदन है कि मैं कक्षा _____ का छात्र/छात्रा _____ हूँ।
मैं आपको अपने ग्रीष्मावकाश के बारे में बताना चाहता/चाहती हूँ। ग्रीष्मावकाश में मैंने कई
अच्छे और रोचक कार्य किए तथा बहुत मज़ा किया।



1. मेरी भावना : _____




2. मैंने क्या-क्या कार्य किए : _____



3. मैं कहाँ-कहाँ घूमने गया/गई : _____



4. मैंने और क्या सीखा : _____



5. परिवार के साथ समय : _____

मुझे मेरा ग्रीष्मावकाश बहुत अच्छा और यादगार लगा। मैं आगे भी ऐसे ही अच्छे कार्य करता/करती रहूँगा/रहूँगी।

धन्यवाद!


आपका आज्ञाकारी छात्र/छात्रा



PROJECT WORK

E.V.S

Project Work: To collect the wrappers and advertisements of toothpaste, toothbrush, hair oil, soap, shampoo, etc. and make a collage of things that keep us clean in the scrapbook.



ENGLISH

Project Work: Draw or paste pictures of five naming words in the scrapbook.



Apple



Dog



House




Ball



Tree

MATHS

Project Work: Create a project on ordinal numbers and paste it in the scrapbook.




HINDI

Project Work: विपरीत शब्द का परियोजना कार्य बनाकर स्कैप बुक में चिपकाएँ।



GOING TO THE MARKET

Today, I go to a market with my  _____ . We buy



_____ and  _____ . First, we go to the



_____ stall. We buy










and



_____ . After that, we go to



_____ stall. Mom

buys







_____ , and



_____ . Next, we buy

many kinds of snacks such as









and



_____ . We also buy









and













before we go home.

Good job,
ARA...!!



A. Fill in the blanks with the help of the given pictures.

1. Cut your  _____ once a week.
2.  _____ your teeth twice a day.
3. Take a  _____ every day
4. Clean your  _____ with a clean handkerchief.
5. Do  _____ daily.
6. Always drink clean  _____.
7. Wash your  _____ before and after meals.
8. Comb your  _____ property.
9. Wash  _____ and  _____
before eating

Q4. Correct the statements and rewrite.



a) We must take a bath every week.

b) We must wash our hands only after having meals.

c) We must not brush our teeth before going to bed.

d) We should wear dirty cloths after bath.

Q5. Draw colour any two items used to keep our body clean.



SUBJECT-EVS

I. Fill in the blanks:

1. We get food from _____ and _____.
2. People who do not eat fish, eggs and meat are called _____.
3. There are _____ main kinds of foods.
4. We should have good food habits to stay _____.
5. Burger, chips, chowmein, noodles and ice-cream are called _____ food.

II. Circle the correct answer:

1. Food that prevents us from falling ill is called
 - a) body-building food
 - b) protective food
2. Eating too much is called
 - a) over-eating
 - b) energy-giving
3. People who eat meat and eggs are called
 - a) vegetarians
 - b) non-vegetarians
4. _____ helps to digest the food we eat.
 - a) water
 - b) milk



III. Arrange the given food items according to the food groups:

apple, dal, cabbage, sugar, milk, carrot, rice, meat, butter



Energy-giving food	Body-building food	Protective food

