



CLASS - UKG

**NOTE:** All the work is to be done on A4 sized colored pastel sheets. Once the work is completed all the sheets should be spiral bound to give it a shape of a book. Decorate the outer cover with child's drawing that reflects happy memories of the vacation. Make the booklet as colorful and beautiful as possible.

**General Instructions:**

- Holiday Homework should be done in A4 sheet with 'Name and Class' clearly mentioned and submitted in a file.
- Do your homework neatly.
- Submission of homework is compulsory for all students.
- Kindly try to prefer colour print (if possible).





**Name:-** \_\_\_\_\_

**Class:-** \_\_\_\_\_

**School:-** \_\_\_\_\_





## Addition

$4 + 2 =$

$6 + 2 =$

$5 + 3 =$

$3 + 3 =$

$1 + 8 =$

$5 + 4 =$

$2 + 4 =$

$9 + 1 =$

## Subtraction



$6 - 2 =$

$7 - 1 =$

$8 - 3 =$

$5 - 5 =$

$7 - 6 =$

$8 - 2 =$

$4 - 2 =$

$9 - 3 =$

## Maths

1. Write numbers from 1 to 20.

[illegible]

**8. Make new words .**

**f**  
**p**  
**m**

**an**


**s**  
**g**  
**b**

**et**


**n**  
**b**  
**c**

**ut**


### General Instructions:

- Holiday Homework should be done in A4 sheet with 'Name and Class' clearly mentioned and submitted in a file.
- Do your homework neatly.
- Submission of homework is compulsory for all students.

Write the missing letters.



..... irl



..... un



..... at




..... en



..... og



..... ey



..... ak



..... ug



..... p



..... nkpot

खाली स्थानों को भरें ।



ज ---




फ ---



--- ज्ञ



--- न



छ ---



--- ढ



ख ---

1

--- क

चित्र बनाओ

फल


ऊन

घर




सही चित्र पर घेरा लगाओ और रंग भरो ।

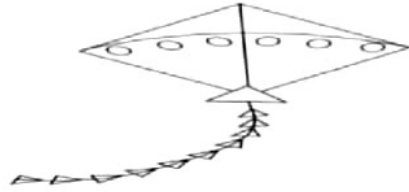
बस



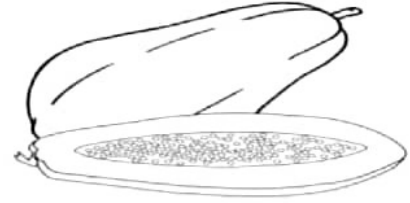
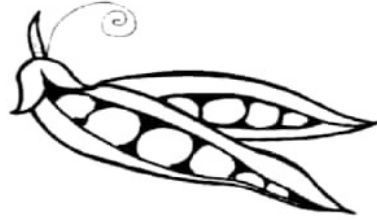
टब



कमल



मटर



सही क्रम में लिखो ।



तख - \_\_\_\_\_



थर - \_\_\_\_\_



यनन - \_\_\_\_\_



शकल - \_\_\_\_\_

1. See the pictures and write the names:-



# Big and Small

Tick (✓) the small object.



Colour the big ball.

